

Sydney Storie T00543348

Micro-Teaching Activity #1 TESL 3010

Lesson Plan Format Micro-Teaching
Theme: Thanksgiving

Class Profile

Who are your students? What assumptions are you making about your students?

There are 15 students in the high beginner ESL class. Students come from various backgrounds. They can understand basic English such as 'Hi, how are you'. 'I am very good thank you'. 'What activities did you do this past weekend'. However, they are still learning the everyday words in the English language such as holidays, household items, food, traditions, etc. The students can understand better than they can speak. This lesson will focus more on conversation and will examine common words used around the Thanksgiving holiday.

Goal(s)

At the end of the activity, students will be able to...

- Students will learn Thanksgiving vocabulary, the history of Thanksgiving, the different cultures behind thanksgiving, as well as different traditions that families celebrate.
- Having an open-ended discussion allows students to express their ideas of what Thanksgiving is, students will feel more comfortable talking as there is no wrong answer.
- In activity 3, students will be tested on their listening comprehension and understanding of their vocabulary through reading and listening during the Bingo game.

Materials

Bingo card, bingo dotter (or pen). (These items will be provided by the teacher).

Computer, Dictionary

Procedures

Activities	Timing	What are the teachers doing?	What are the students doing?
Warm-Up Activity	5 minutes	Facilitate discussion: Ask students how they are doing, if anything new has happened. If they are excited about Thanksgiving weekend	Students will begin warming up and preparing for the lesson. Students will talk about the activities they did before class. Students will express if they are excited about the upcoming holiday.
Classroom Discussion Questions: <ol style="list-style-type: none"> 1) What is Thanksgiving? 2) What are you thankful for? 3) What traditions does your family do over Thanksgiving? 4) What type of food do you have on Thanksgiving? 	20 minutes	I will be leading an open-ended classroom discussion asking students what they know about Thanksgiving, what students are thankful for, the type of traditions celebrated, and most importantly what type of food everyone eats at Thanksgiving!	<p>Students will be able to discuss with their peers about what they are thankful for, what they appreciate about thanksgiving, their family traditions, and what type of food students are most looking forward to. Students will be able to learn about the different ways of celebrating Thanksgiving.</p> <p>There will be an informal assessment and I will be watching for participation marks.</p>
Listening Comprehension - Gobble Gobble Song	5 minutes	I will demonstrate the dance movements for the Gobble Gobble Song. Then I will ask the students to stand up and listen to the song while following the instructions to the song.	<p>Students will listen, watch, and dance to the music video about 2 or 3 times.</p> <p>There will be no assessment, however, I will be</p>

			watching for participation marks.
Thanksgiving Vocabulary - Feast, cranberries, Gobble sound, wishbone, bread, gravy, napkin, chef, celebration, family, tradition, autumn, squash, pumpkin, Thanksgiving, ham, turkey, October, candle, leaves, apple pie, pumpkin pie, yams.	10 minutes	I will have a PowerPoint slide of Thanksgiving vocabulary. Each word will be provided with a definition and photo of the word.	Students will practice their vocabulary, taking notes if needed, as this vocab will be used for Thanksgiving Bingo. Students will be self-assessed when playing the bingo game.
Thanksgiving Bingo	20 minutes	I will randomly pull out photos or words from a hat. One at a time, I will either describe the photo or describe the word and ask students to locate it on their bingo card if they have it.	Students will listen and watch carefully. Crossing off any boxes that match the description the teacher provides. Students are tested on their vocabulary and listening comprehension. Students are self-assessed. There will be a prize for the winner.

Assessment

How will you know if your goal has been met?

My goal will have been met if I see active participation and laughter from the students during activities one and two (the classroom discussion and the Gobble Gobble Song). As well as if students can accurately identify the pieces on their Bingo card as this tests the student's ability to understand the vocabulary material provided in activity 3.

















Anticipated Challenges/Accommodations

- I have made this lesson plan suitable for an online lesson or a face-to-face lesson. All the materials will be provided by the teacher except for the bingo dotter or pen/pencil.
- This lesson plan is meant to be fun and engaging for my class, as Thanksgiving is a holiday tradition. I want students to have fun and to appreciate the joy around Thanksgiving.

Link to Gobble Gobble Song: <https://www.youtube.com/watch?v=iCM7xAg1tXw&t=2s>

Example of Thanksgiving Bingo Card

Thanksgiving Day

B I N G O				
		Gobble Gobble		Gravy
Napkin		celebrate		Tradition
autumn	squash	Free space!		
				
				yam